


Pinnacle27-1 & Pinnacle27EZ-1

Parts Catalog



Parts Catalog for the new updated design Pinnacle 27-1 and Pinnacle 27EZ-1 ACCO/GBC Laminator

Dana Haich

12/27/2017

Table of Contents

FRONT OUTSIDE VIEW..... 2


REAR & LEFT OUTSIDE VIEW 3

RIGHT INSIDE SIDE VIEW 4

LEFT INSIDE SIDE VIEW 5

LEFT AND REAR INSIDE VIEW 6

Front Outside View




POSITION #	PART #	DESCRIPTION (& NOTES)	QTY P27	QTY P27 EZ
1	ACOP127SP004	FRONT TABLE ASSEMBLY	1	1
2	ACOP127SP014	BRAKE	2	
2 (NS)	ACOUL65SP002	EZ LOAD SADDLE ASSEMBLIES (1 GREY AND 1 LIGHT GREY AS A SET)		2
3	ACOP127SP019	FILM SHAFT ASSEMBLY (SAME AS CATENA)	2	
NS	ACOUL65SP055	RUBBER BAND ON FILM SHAFT	2	
4	ACOUL65SP033	O RING (SHAFT) (FOR FILM LOCATION ON SHAFT)	2	
5	ACOCA65SP015	DROP IN FILM SUPPORT BRACKET (WITH MOUNTING SCREWS)	1	
6	ACOP127SP003	SIDE COVER, RIGHT (WITH MOUNTING SCREWS)	1	1
7	ACOP127SP002	SIDE COVER, LEFT	1	1
8	ACOP127SP020	CONTROL PANEL ASSEMBLY (INCLUDES CONTROL PCB [8A] & BEZEL ASS'Y [8B])	1	1
8A	ACOP127SP017	CONTROL PANEL PCB (WITH MOUNTING SCREWS)	1	1
8B	ACOP127SP012	UI BEZEL (WITH STICKER & MOUNTING HARDWARE)	1	1
9	ACOP127SP006	HEAT SHIELD ASSEMBLY (WITH MOUNTING HARDWARE)	1	1
9A	ACOP127SP007	HEAT SHIELD – (PLEXIGLAS ONLY)	1	1
10	ACOP127SP005	PAPER GUIDE (WITH HARDWARE)	1	1

Rear & Left Outside View




<i>POSITION #</i>	<i>PART #</i>	<i>DESCRIPTION</i>	<i>QTY P27</i>	<i>QTY P27 EZ</i>
1	ACOUL65SP050	PULL ROLLER COVER	1	1
2	ACOUL65SP004	CUTTER ASSEMBLY (DOES NOT INCLUDE BLADE)	1	1
3	ACOUL65SP005	BLADE ONLY	1	1
4	ACOPI27SP015	REAR PANEL	1	1
5	ACOPI27SP009	SHAFT HOOKS	3	3
6	ACOPI27SP018	FOOT (WITH SCREW)	4	4
7	ACOPI27SP016	POWER PANEL (INCLUDES 8, 10, BRACKET & HARDWARE)	1	1
8	ACOUL65SP012	POWER SWITCH	1	1
9	ACOUL65SP038	POWER CABLE (CORD)	1	1
10	ACOUL65SP011	FUSE BREAKER	1	1

Right Inside Side View




<i>POSITION #</i>	<i>PART #</i>	<i>DESCRIPTION (& NOTES)</i>	<i>QTY P27</i>	<i>QTY P27 EZ</i>
1	ACOP127SP014	BRAKE ASSEMBLY (DOES NOT INCLUDE ITEM 2)	2	2
2	ACOP127SP013	TENSION ADJUSTMENT BRACKET ASSEMBLY	2	2
3	ACOUL65SP027	USER INTERFACE CABLE	1	1
4	ACOUL65SP062	BEARING BLOCK (L & R, INCLUDES MOUNTING HARDWARE)	2	2
5	ACOUL65SP009	MAIN ROLLER ASSEMBLY (INCLUDES ROLLER BUSHINGS)	2	2
6	ACOUL65SP056	MAIN ROLLER BUSHING	4	4
7	ACOUL65SP010	PULL ROLLER ASSEMBLY (INCLUDES PULL ROLLER BEARINGS)	2	2
8	ACOUL65SP057	PULL ROLLER BEARING	4	4
9	ACOUL65SP039	PRESSURE SPRINGS (PULL ROLLERS)	4	4
10	ACOUL65SP030	CHAIN	1	1
11	ACOUL65SP053-1	22 TOOTH SPROCKET (PULL ROLLER -WITH SET SCREWS)	1	1
12	ACOUL65SP053	22 TOOTH SPROCKET (HEAT ROLLER -WITH SET SCREWS)	1	1
13	ACOUL65SP051	14 TOOTH SPROCKET (MOTOR)	1	1
14	ACOUL65SP001	HEATER ASSEMBLY (INCLUDES INSULATING WASHERS, WASHERS AND NUTS)	2	2
15	ACOUL65SP063	HEATER SUPPORT BRACKET (WITH RED QUARTZ HEATER INSULATOR AND SCREWS)	4	4

LEFT Inside Side View



<i>POSITION #</i>	<i>PART #</i>	<i>DESCRIPTION (& NOTES)</i>	<i>QTY P27</i>	<i>QTY P27 EZ</i>
1	ACOP127SP001	INTERLOCK SWITCH WITH TABS(FOR HEAT SHIELD, WITH SCREWS)	1	1
2	ACOUL65SP025	TCO – ULTIMA	2	2
3	ACOUL65SP040	PRESSURE SPRINGS (MAIN ROLLERS) (WITH SET SCREW)	2	2
4	ACOUL65SP007	INTERLOCK SWITCH (FOR FEED TABLE, WITH SCREWS)	1	1
5	ACOUL65SP044	3 PIN CABLE CONNECTOR		
NS	ACOUL65SP043	4 PIN CABLE CONNECTOR		
NS	ACOCA65SP009	5 PIN CABLE CONNECTOR		
6	ACOUL65SP031	LINE FILTER (WITH SCREWS AND WIRES)	1	1
7	ACOUL65SP011	FUSE BREAKER	1	1
8	ACOUL65SP038	POWER CABLE (CORD)	1	1
9	ACOUL65SP012	POWER SWITCH	1	1
10	ACOUL65SP029	COUNTER WHEEL ASSEMBLY (WITH SET SCREWS)	1	1
11	ACOUL65SP026	COUNTER PCB ASSEMBLY (WITH BRACKET AND SCREWS)	1	1

Left and Rear Inside View



POSITION #	PART #	DESCRIPTION (& NOTES)	QTY P27	QTY P27 EZ
1	ACOUL65SP013	TW MOTOR	1	1
2	ACOUL65SP016	IR SENSOR – ULTIMA		
3	ACOUL65SP015	TRIAC ASSEMBLY	1	1
4	ACOUL65SP014	TRANSFORMER ASSEMBLY	1	1
5	ACOPI27SP022	PCB – PINNACLE	1	1