



470KM PARTS LIST



GBC IS AN ACCO BRANDS COMPANY



FIGURE 8.1

ITEM NUMBER	PART NUMBER	PART NAME	QUANTITY	
			115 VAC	230 VAC
1	1132266	PAPER GUIDE	1	1
2	1132262	PAPER GUIDE RETAINER	1	1
3	1108751	KNOB	1	1
4	1132643	ACTUATOR BUTTON	1	1
5	1132213	SPRING	1	1
6	1930544	CLIP	1	1
7	1132492	BACK GAUGE KNOB	1	1
7	1907612	¼ X 20 X 1 SCREW KNOB	1	1
8	1132261	LENS, YELLOW	1	1
9	7702723	COVER	1	1
10	7702724	BINDER SIZE LENS	1	1
11	7702730	SELECTOR PIN COVER	1	1
12	1118909	LOGO PLATE	1	1
13	7702722	BEZEL	1	1
14	7702726	PUNCH SCALE	1	1
15	6009099	INSTRUCTION DECAL,DOMESTIC	1	1
15	1132463	INSTRUCTION DECAL,SPANISH	0	1
15	6009096	INSTRUCTION DECAL,GERMAN	0	1
15	1132461	INSTRUCTION DECAL,FRENCH	0	1
15	1132460	INSTRUCTION DECAL,ITALIAN	0	1
16	7702727	CHIP TRAY	1	1



FIGURE 8.2

ITEM NUMBER	PART NUMBER	PART NAME	QUANTITY	
			115 VAC - 230 VAC	
1	1120107	RUBBER FOOT	4	4
2	1900563	SCREW, 10-32 X 3/4	4	4
3	1108760	LOWER RAIL	2	2
4	1108761	UPPER RAIL	2	2
5	1108835	SPACER	4	4
6	1907404	SCREW, 10-32 X 3/4	4	4
7	1911114	SCREW, "COVER" 8-32 X 1-1/4	4	4




FIGURE 8.3

ITEM NUMBER	PART NUMBER	PART NAME	QUANTITY	
			115 VAC	230 VAC
1	1907303	SCREW	2	2
2	1152185	PC BOARD	1	0
2	1152188	PC BOARD	0	1
3	1132272	INSULATOR	1	1
4	1907321	SCREW	1	1
5	1907321	SENSOR FLAG	1	1




FIGURE 8.4

ITEM NUMBER	PART NUMBER	PART NAME	QUANTITY	
			115 VAC	230 VAC
1	7702729	SELECTOR (BINDING)	1	1
2	1931701	COLLAR	1	1
3	1926502	SPRING WASHER	1	1
4	1132360	CAM SWITCH MOUNT	1	1
5	1131827	MICRO SWITCH	1	1
6	1128310	NUT PLATE (SWITCH)	1	1
7	1902840	SCREW	2	2
8	1931607	GRIP RING	1	1
10	1900002	SET SCREW (CAM)	2	2
11	1132398	INDICATOR WHEEL	1	1
12	1925002	WASHER	1	1
13	1132400	PIVOT PIN	1	1
14	1907404	SCREW (MOUNT STOP)	2	2
15	1926803	HEX NUT (MOUNT STOP)	2	2
16	1132362	BRACKET ASSY.	1	1
17	1907407	SCREW, 10-32 X 1/4	1	1
18	1925214	WASHER	1	1




FIGURE 8.5

ITEM NUMBER	PART NUMBER	PART NAME	QUANTITY	
			115VAC	230VAC
1	1132468	SELECTOR PIN	21	21
2	1101977	PRESSURE BAR COVER ASSY.	1	1
3	1902915	SCREW	3	3
4	1900602	SCREW DIE 10-32 X 1/2 FRONT	6	6
5	1907404	SCREW DIE 10-32 X 1/4 (NOT SHOWN)	5	5
6	1132359	CAM	1	1
7	1900510	SCREW, 1/4 X 20 X 3/4	2	2
8	1926002	LOCKWASHER, 1/4	2	2
9	1951904	SCREW, 1/4 X 20 X 5/8	4	4
10	1926002	LOCKWASHER	4	4

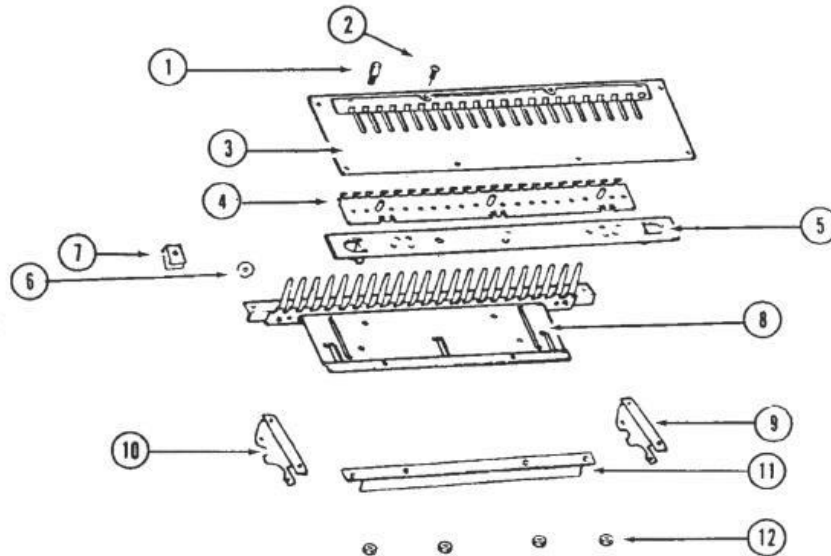


FIGURE 8.6

ITEM NUMBER	PART NUMBER	PART NAME	QUANTITY	
			115VAC	230VAC
1	1131108	POST	2	2
2	1902915	SCREW, 6-32	2	2
3	7702731	TOP PLATE ASSY.	1	1
4	7702743	HOOK SLIDE	1	1
5	1132389	SLIDE BAR ASSY.	1	1
6	1925002	WASHER	2	2
7	1931312	CLIP	2	2
8	1132393	BINDER FRAME SUB ASSY.	1	1
9	1132364	SUPPORT, RIGHT	1	1
10	1132365	SUPPORT, LEFT	1	1
11	1132499	BRACKET STIFFENER	1	1
12	1926803	NUT, 10-32	4	4




FIGURE 8.7

ITEM NUMBER	PART NUMBER	PART NAME	QUANTITY	
			115 VAC	230 VAC
1	1131105	RACK	1	1
2	1132641	MOUNTING BRACKET ASSY, LEFT	1	1
3	1132629	DRIVE SHAFT ASSY.	1	1
4	1132640	MOUNTING BRACKET ASSY, RIGHT	1	1
5	7702742	BASE	1	1
6	1152027	DIE ASSY.	3	3
7	1152012	BACK GAUGE	1	1
8	1101994	BACK GAUGE SPRING	1	1
9	1136673	PRESSURE BAR ASSY.	1	1
10	1132251	SHAFT AND PINION	1	1




FIGURE 8.8

ITEM NUMBER	PART NUMBER	PART NAME	QUANTITY	
			115 VAC	230 VAC
1	7702744	MOTOR W/SOLENOID BRAKE (NEW STYLE) / 115V	1	0
1	7702745	MOTOR W/SOLENOID BRAKE (NEW STYLE) / 230V	0	1
2	1132264	GEAR (25 TOOTH) old style motor	1	1
2	1722622	GEAR new style motor	1	1
3	1900004	SET SCREW	1	1
4	1852815	SQUARE KEY	1	1
5	1132306	BRAKE GOLD STYLE / 115 V	1	0
5	1152999	BRAKE GOLD STYLE / 230 V	0	1

When replacing the old style motor with the new style, order the wiring kit p/n 7702746. (This number is applicable for the 115v and 230v machines.)

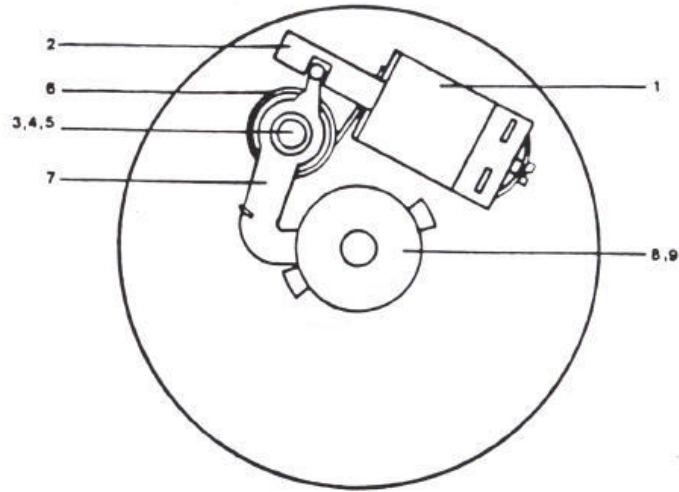


FIGURE 8.8A

ITEM NUMBER	PART NUMBER	PART NAME
1	9776316	115 SOLENOID KIT
2	9776320	PLUNGER
3	9776313	6/32 X 1/4
4	9776312	LOCK WASHER
5	9776311	FLAT WASHER
6	9776309	SPRING
7	9776310	LEVER ARM
8	9776308	HUB
9	9776314	SET SCREW

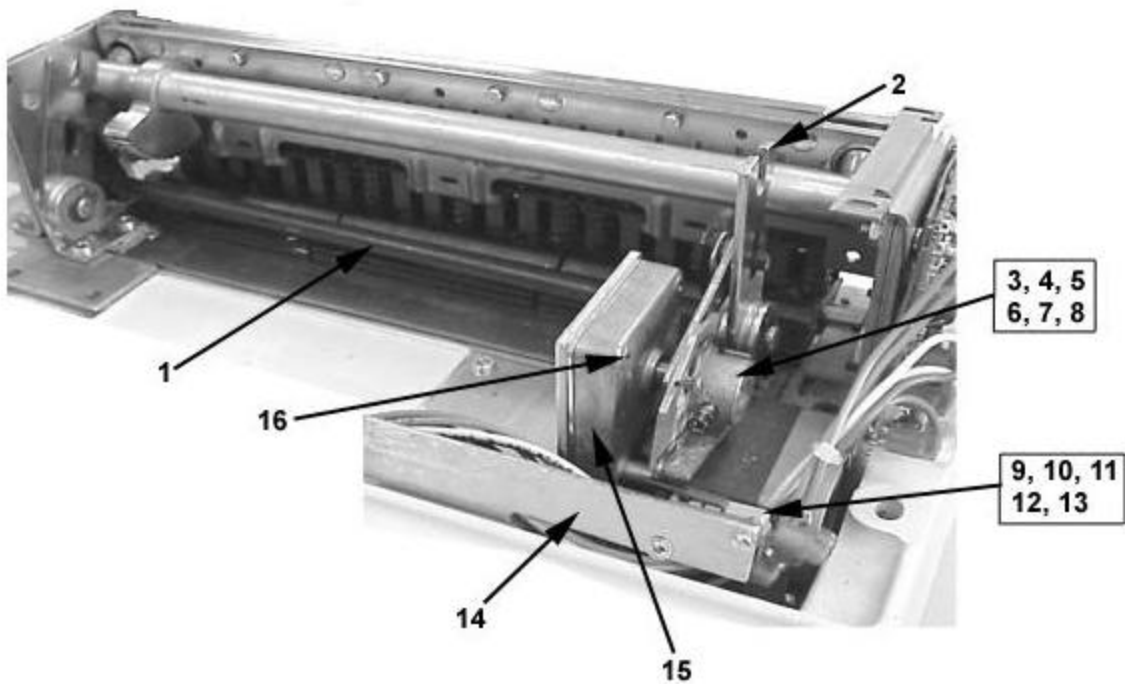


FIGURE 8.9

ITEM NUMBER	PART NUMBER	PART NAME	QUANTITY	
			115VAC	230VAC
1	1132620	BINDING SHAFT ASSY.	1	1
2	1132310	LEFT YOKE , (BINDING)	1	1
2	1132236	RIGHT YOKE, (BINDING)	1	1
3	1132238	WASHER (BRASS) LEFT 3, RIGHT 3	6	6
4	1132602	WASHER (BRASS) LEFT 3, RIGHT 3	6	6
5	1132241	PIVOT BRACKET, RIGHT	1	1
6	1132232	PIVOT BRACKET, LEFT	1	1
7	1931607	GRIP RING, LEFT 1, RIGHT 1	2	2
8	1953604	NYLON BUSHING, (BINDING SHAFT)	1	1
9	1132637	SWITCH	1	1
10	1118972	SPACER (SWITCH)	1	1
11	1128310	NUT PLATE	1	1
12	1902840	SCREW, 4-40 X ¾	2	2
13	1925007	WASHER	2	2
14	1132355	SUPPORT BRACKET	1	1
15	1132357	BINDING MOTOR / 115V	1	0
15	1132406	BINDING MOTOR / 230V	0	1
16	1907400	SCREW FOR BINDING MOTOR	2	2

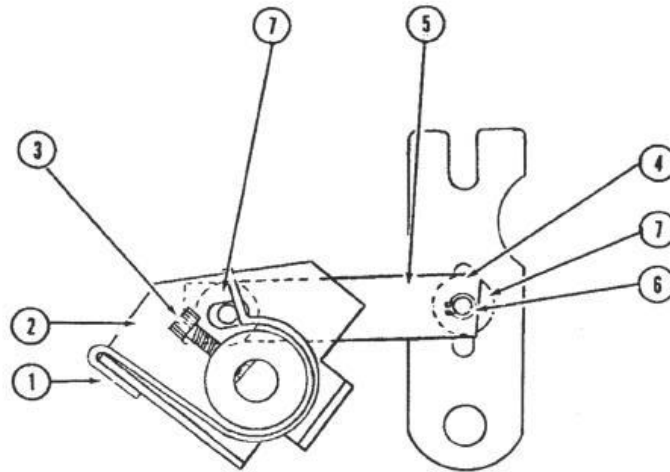


FIGURE 8.10

ITEM NUMBER	PART NUMBER	PART NAME	QUANTITY	
			115 VAC	230 VAC
1	1131889	SPRING	1	1
2	1132625	ARM ASSY.	1	1
3	1900541	SCREW, 8-32 X 1/2	1	1
4	1925005	WASHER, FLAT	1	1
5	1154839	LINK ASSY.	1	1
6	1931602	GRIP RING	1	1
7	1925214	WASHER, NON-METALIC	2	2




FIGURE 8.11

ITEM NUMBER	PART NUMBER	PART NAME	QUANTITY	
			115 VAC	230 VAC
1	1134669	TERMINAL BLOCK	1	1
2	1132329	TRANSFORMER 115V	1	0
2	1132448	TRANSFORMER 230V	0	1
3	1131891	CAPACITOR, 10 MF	1	0
3	1132613	CAPACITOR, 3 MF	0	1
4	1105857	RECTIFIER	1	1
5	1132288	FOOT SWITCH CONNECTOR	1	1
6	1132483	POWER SWITCH	1	0
6	1132650	POWER SWITCH	0	1
7	1132343	FUSE HOLDER	1	1
8	9778080	FUSE, 4A (230 V)	1	0
8	1107033	FUSE, 2A (230 V)	0	1
9	1132289	PRIMARY CONNECTOR	1	0
9	6195001	PRIMARY CONNECTOR W/RFI FILTER	0	1
10	1132290	BISTABLE RELAY	1	0
10	1132679	BISTABLE RELAY	0	1
11	1954001	GROMMET	1	1
12	1132601	CAPACITOR, 7 MF	1	0
12	1132612	CAPACITOR, 2 MF	0	1
13	1100892	CAUTION LABEL	1	1
14	1145826	CAPACITOR, 25 MF	1	0
14	1132614	CAPACITOR, 7.5 MF	0	1
15	1131863	FOOT SWITCH	1	0
15	1132647	FOOT SWITCH	0	1
16	6200001	POWER CORD 115 V	1	0
16	6200002	POWER CORD 230 V	0	1