

110EB-2


110EB-3

PARTS


List




ITEM	PART #	Description	Volts	
			115	230
1	6009028	Decorative Panel	1	1
2	6009027	Switch	1	1
3	1131844	Switch ON/OFF	1	0
3	1131964	Switch ON/OFF	0	1
4	1152996	Counter	1	1
5	1131846	Battery "Size N1"	1	1
6	7300025	Cerlox Tray	1	1
7	1131862	Cerlox Support (Aluminum)	1	1
8	1911106	Screw, 6-32 x 3/8	2	2
9	7300036	Binding Retainer (Plastic)	1	1
10	1902831	Screw, 6-32 x 1	2	2
11	1926802	Nut, 8-32	2	2
12	7300033	Top Plate	1	1
13	1131947	Table Switch	1	1
14	1131948	Switch Plate	1	1



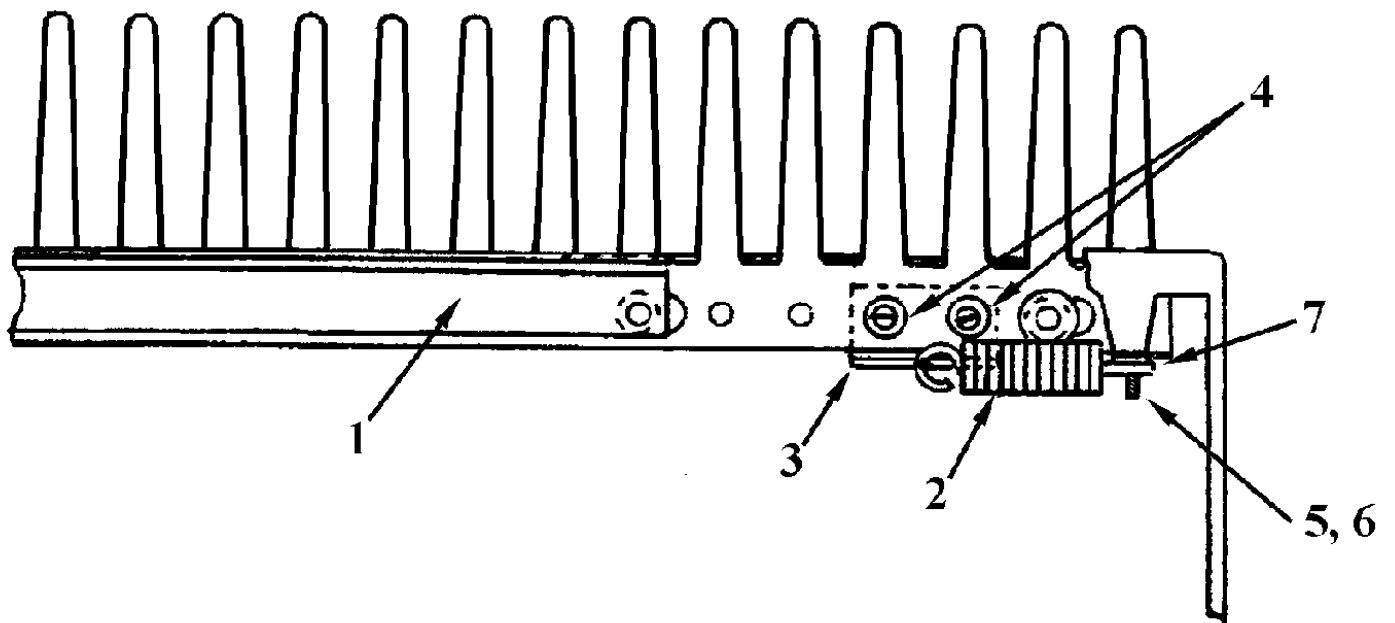
Item	Part #	Description	Volts	
			115	230
1	1131910	Switch Bracket	1	1
2	1131946	Switch	1	1
3	1122005	Insulator	1	1
4	1902834	Screw	2	2
5	1926804	Nut	2	2
6	1131912	Motor Arm	1	1
7	1900003	Set Screw	1	1
8	1131909	Motor Mount	1	1
9	1902947	Screw	5	5
10	1131908	Motor	1	-
10	1139156	Motor	-	1
11	1131818	Drive Arm	2	2
12	1131817	Connecting Link	2	2
13	1931602	Grip Ring	5	5
14	1925140	Washer	1	1
15	1131933	Spring	1	1
16	1131928	Link	1	1
17	7300038	Guide Plate	1	1



Item	Part #	Description	Volts	
			115	230
1	7300116	P. C. Board	1	-
1	1131925	P. C. Board	-	1
2	1131954	P. C. Board Support	3	3
3	1902809	6-32 x 3/8 screw	6	6
4	1131939	Foot Switch Connector	1	1
5	1132680	A.C. Connector	1	1
6	1131931	Adjustable Bracket	1	1
7	1902839	6-32 x 5/8 Screw	1	1
8	1926802	6-32 Nut	1	1
9	1131943	Switch Plate	1	1
10	1131827	Switch	2	2
11	1120619	Insulator	2	2
12	1901024	4-40 x 1 1/2 Screw	2	2
13	1926804	4-40 Nut	2	2
14	1131950	Cam	1	1




Item	Part #	Description	Volts	
			115	230
1	1131502	Binder Frame Assy	1	1
2	1132389	Slide Bar Assy	1	1
3	1131506	Hook Slide	1	1
4	1131823	Main Shaft	1	1
5	1931703	Collar	1	1
6	1952060	Bearing	1	1
7	1131825	Strap	2	2
8	1911106	8-32 x 3/8 screw	9	9
9	1131805	Index Wheel	1	1
10	1131849	Indexing Strip	1	1
11	1131832	Spring	1	1
12	1911111	8-32 x 1/2 Screw	5	5
13	1925004	Washer	9	9
14	1926802	8-32 Nut	10	10



REAR VIEW

Item	Part#	Description	115	230
1	1133200	Binder Frame Sub-Assy	1	1
2	1133206	Spring	1	1
3	1133205	Bracket, Spring	1	1
4	1911113	6-32 x 3/16 PH. Pan HD. Screw	2	2
5	1902845	4-40 x 1 1/8 PH. Screw	4	4
6	1926804	4-40 Keps Nut	4	4
7	1925007	#6 Washer	8	8



Item	Part #	Description	Voltage	
			115	230
1	1133169	Foot Switch "Pedal" <i>Not Shown</i>	1	1
2	6200001	Power Cord	1	0
2	6200002	Power Cord	0	1
3	1132343	Fuse Holder	1	1
4		Fuse, 2 Amp Slow Blow	1	0

4	1970103	Fuse, 700ma Slow Blow	0	1
5	1131922	Connector Plate	1	1
6	1120107	Rubber Foot	4	4
7	1902823	Screw, 8-32 x 1	4	4
8	1131836	Bottom Cover	1	1
9	1131951	Base	1	1